

Roofing Selection Guide

Luxury, Designer & Traditional Roofing Shingles

Belmont, shown in Weathered Wood



NOTE: Due to limitations of printing reproduction, CertainTeed can not guarantee the identical match of the actual product color to the graphic representations throughout this publication.



You know it when you see it.

It's not just a roof.
It's a CertainTeed roof.

Quality. Durability. Style. Color.

When you select a roof for your home, there's a lot to consider.

That's when a roof becomes more than just a roof. The same way a home is more than just a house.

You want the best for your home and everything in it.

So why guess,
when you can be **Certain?**

 **certainteed**
SAINT-GOBAIN

Insist upon the

Integrity Roof System™



and get the ultimate in roof performance!



A superior roof is stronger than the sum of its parts

Your roof should do more than shield the elements. It should protect your home, and more importantly, everything you care about.

The Integrity Roof System is designed to provide optimum performance, day after day, year after year. It's a full suite of roofing components engineered to complement each other and create an active defense against whatever gets in your home's way.

After all, the Integrity Roof System is backed by the power of CertainTeed – and better-quality components means you've got a roof system built to protect against even the most extreme conditions.

1. Waterproofing Underlayment

Waterproofing shingle underlayment prevents leaks from wind-driven rain and ice dams

2. Water-Resistant Underlayment

High-performance underlayment provides a water-resistant layer over the roof deck and a secondary barrier against leaks

3. Starter Shingles

Perfect starts every time and designed to work in tandem with the roof shingles above

4. Roof Shingles

Choose the best, covered by the strongest warranty in the business

5. Hip & Ridge Caps

Perfect finish for hip and ridge lines, complementing all CertainTeed shingles

6. Roof Ventilation

Engineered for ideal roof ventilation especially when matched with CertainTeed Intake Vents



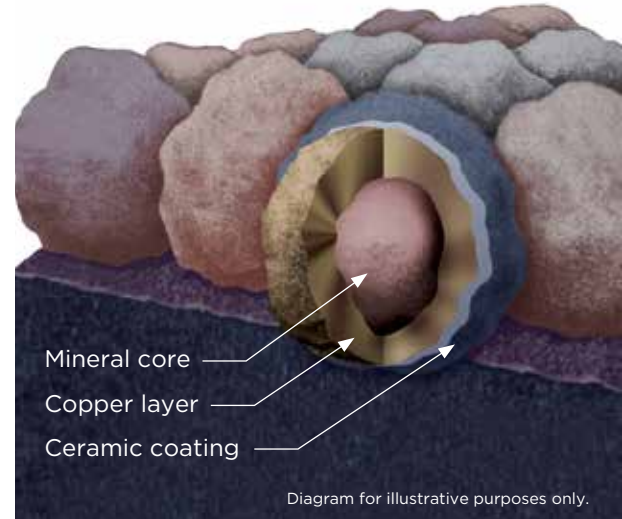
Technology that protects the beauty of your roof and strengthens its performance.

StreakFighter[®] Algae Resistance

THE ULTIMATE IN STAIN PROTECTION.

Those streaks you see on other roofs in your neighborhood? That's algae, and it's a common eyesore on roofing throughout North America. CertainTeed's StreakFighter technology uses the power of science to repel algae before it can take hold and spread. StreakFighter's granular blend includes naturally algae-resistant copper, helping your roof maintain its curb appeal and look beautiful for years to come.

Granule with StreakFighter Technology



NailTrak[®] Fast, Accurate, Visible

The new and improved NailTrak nailing line, a feature on CertainTeed designer shingles.

Now NailTrak is brighter than ever before, with high-visibility lines that stand out whether it's daybreak or dusk.

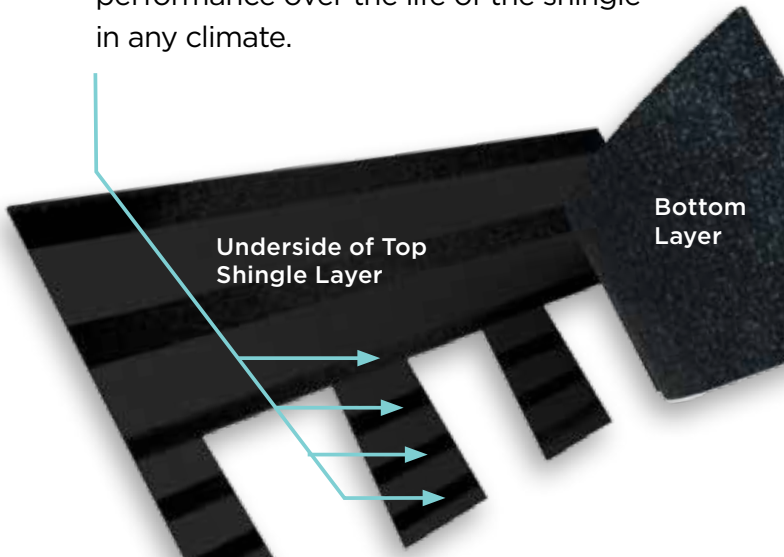
NailTrak removes the guesswork with three separately defined lines, creating a large area to guide your nailing and a smaller area for extreme steep-slope applications.



QuadraBond[®]

Advanced Layering

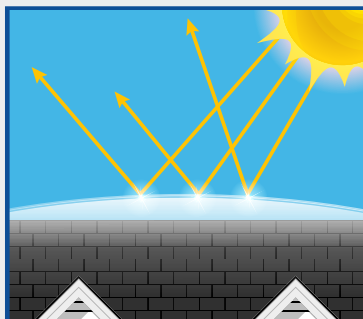

CertainTeed's specially formulated adhesive adheres shingle layers at four points, more than any other manufacturer. This superior bond provides greater protection against shingle delamination to maximize performance over the life of the shingle in any climate.



CertaSeal[®]

Uplift Protection


CertaSeal[®] is a fast-activating modified asphalt sealant with a 20-year record of proven performance. Designed to seal shingles together upon installation, it protects roofs from wind uplift and shingle blow-off so that homes stay safe and dry. It's also engineered to remain flexible after installation, unlike harder sealants that can dry out and crack over time.



A COOLER HOME
Helps reduce cooling costs in the hot months by reflecting away up to 40% of the sun's heat



PEACE OF MIND
Manufactured to the highest roofing quality standards and backed by the industry's best warranty



BEAUTIFUL OPTIONS
Available in dark and light colors that complement any home exterior

Solaris[®] CoolRoof

Solar Reflectivity

Solaris[®] Cool Roof is a sustainable shingle granule technology that applies energy-saving cool roof performance to CertainTeed's most popular shingle brands. Available in rich and authentic colors, including dark hues and tones, Solaris Cool Roof can lower roof temperatures and allow homeowners to reduce cooling costs without sacrificing beauty, quality, or color.

Designer Shingles



Also known as architectural or dimensional shingles, designer shingles are the most prevalent asphalt shingles installed in North America. These products are manufactured with two or more layers of asphalt that are fused together for a thicker and richer multi-dimensional appearance, and are engineered to replicate the aesthetics of wood shake and natural slate roofing. Designer shingles are typically heavier than strip shingles and have improved warranty protection.





Landmark Pro, shown in Max Def Moiré Black

COLOR AVAILABILITY



Max Def Burnt Sienna



Max Def Mojave Tan



Max Def Charcoal Black



Max Def Pewter



Max Def Cobblestone Gray




Max Def Resawn Shake




Max Def Colonial Slate



Max Def Shenandoah



Max Def Driftwood



Max Def Weathered Wood



Max Def Georgetown Gray



Silver Birch



Max Def Heather Blend



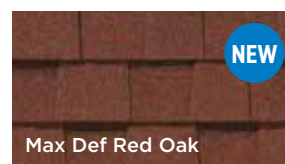
Max Def Espresso



Max Def Moiré Black



Max Def Coastal Blue



Max Def Red Oak

LANDMARK® PRO

- Two-piece laminated fiberglass-based construction
- Classic shades and dimensional appearance of natural wood or slate
- Lifetime limited transferable warranty - residential*
- 50-year limited transferable warranty - group-owned or commercial*
- 15-year **StreakFighter**® algae-resistance warranty
- **NailTrak**® extra-wide nailing area for accurate installation
- 10-year SureStart™ protection
- 15-year 110 mph wind-resistance warranty
- Wind warranty upgrade to 130 mph available. CertainTeed starter and CertainTeed hip and ridge required
- CertainTeed Starter and hip and ridge accessory available (see details in back of brochure)

* See warranty for specific details and limitations.

CertainTeed products are tested to ensure the highest quality and comply with the following industry standards:

Fire Resistance:

- UL Class A
- UL certified to meet ASTM D3018 Type 1

Wind Resistance:

- UL certified to meet ASTM D3018 Type 1
- ASTM D3161 Class F

Tear Resistance:

- UL certified to meet ASTM D3462
- CSA standard A123.5

Impact

Resistance:

- UL2218 Class 3

Quality Standards:

- ICC-ES-ESR-1389 & ESR-3537



Scan code for more information



Landmark, shown in Georgetown Gray

COLOR AVAILABILITY



LANDMARK®

- Two-piece laminated fiberglass-based construction
- Classic shades and dimensional appearance of natural wood or slate
- Lifetime limited transferable warranty*
- 10-year **StreakFighter®** algae-resistance warranty
- **NailTrak®** extra-wide nailing area for accurate installation
- 10-year SureStart™ protection
- 15-year 110 mph wind-resistance warranty
- Wind warranty upgrade to 130 mph available. CertainTeed starter and CertainTeed hip and ridge required
- CertainTeed Starter and hip and ridge accessory available (see details in back of brochure)

* See warranty for specific details and limitations.

CertainTeed products are tested to ensure the highest quality and comply with the following industry standards:

- Fire Resistance:**
 - UL Class A
 - UL certified to meet ASTM D3018 Type 1
- Wind Resistance:**
 - UL certified to meet ASTM D3018 Type 1
 - ASTM D3161 Class F
- Tear Resistance:**
 - UL certified to meet ASTM D3462
 - CSA standard A123.5
- Quality Standards:**
 - ICC-ES-ESR-1389 & ESR-3537



Scan code for more information



Landmark Solaris, shown in Weathered Wood

LANDMARK Solaris® CoolRoof

Solar Reflective Shingles

- Two-piece laminated fiberglass-based construction
- Classic shades and dimensional appearance of natural wood or slate
- Lifetime limited transferable warranty - residential*
- 50-year limited transferable warranty - group-owned or commercial*
- 10-year **StreakFighter**® algae-resistance warranty
- **NailTrak**® extra-wide nailing area for accurate installation
- 10-year SureStart™ protection
- 15-year 110 mph wind-resistance warranty
- Wind warranty upgrade to 130 mph available. CertainTeed starter and CertainTeed hip and ridge required

* See warranty for specific details and limitations.

Landmark Solaris Solar Reflectivity (SR), Thermal Emittance (TE) & Solar Reflectance Index (SRI) Data

PRODUCT - COLOR	CRRC Product ID Number	Aged Solar Reflectance	Aged Thermal Emittance	Aged Solar Reflective Index (SRI)
Graphite	0668-0155	0.21*	0.91*	21*
Weathered Wood	0668-0119	0.21	0.91	21

* Indicates Initial CRRC ratings

COLOR AVAILABILITY




Scan code for more information



Landmark Premium, shown in Max Def Weathered Wood

COLOR AVAILABILITY



LANDMARK® PREMIUM

- Two-piece laminated fiberglass-based construction
- Classic shades and dimensional appearance of natural wood or slate
- Lifetime limited transferable warranty – residential*
- 50-year limited transferable warranty – group-owned or commercial*
- 15-year **StreakFighter**® algae-resistance warranty
- **NailTrak**® extra-wide nailing area for accurate installation
- 10-year SureStart™ protection
- 15-year 110 mph wind-resistance warranty
- Wind warranty upgrade to 130 mph available. CertainTeed starter and CertainTeed hip and ridge required
- CertainTeed Starter and hip and ridge accessory available (see details in back of brochure)

* See warranty for specific details and limitations.

CertainTeed products are tested to ensure the highest quality and comply with the following industry standards:

Fire Resistance:

- UL Class A
- UL certified to meet ASTM D3018 Type 1

Wind Resistance:

- UL certified to meet ASTM D3018 Type 1
- ASTM D3161 Class F

Tear Resistance:

- UL certified to meet ASTM D3462
- CSA standard A123.5

Wind Driven Rain Resistance:

- Miami-Dade Product Control Acceptance: Please reference www.certainteed.com to determine approved products by manufacturing location.

Quality Standards:

- ICC-ES-ESR-1389 & ESR-3537



Scan code for more information

HIP AND RIDGE ACCESSORIES



Shadow Ridge®

- Used for hip and ridge capping
- Single-layer coverage for product versatility
- Sealant strip for maximum adherence
- Dimensions are 12" x 12", with a 5" exposure
- Can be used on shingle-over vents or directly over centerline of hip or ridge
- Available in complementary product colors (see individual Roofing Plant Catalogs for color availability)



Shangle® Ridge

- Hip and ridge capping
- Two full layers
- 12" width allows application over standard ridge vents
- Full 8" exposure
- Matches all Grand Manor, Highland Slate, Carriage House and Belmont colors
- Algae resistant



Cedar Crest®

- Dimensions are (overall) 12" x 36", separated into individual pieces 12" x 12", with an 8" exposure
- Covers 20 lineal feet per bundle
- Matches Landmark Series, Presidential Shake, Presidential Shake TL, Highland Slate and Belmont colors






Color Companion Products™ for Flat Roof Areas

With CertainTeed Flintlastic® SA, you can coordinate flat roof areas like carports, canopies and porches with your main roof. Flintlastic SA is a self-adhering low slope roofing product available in colors that complement some of the most popular CertainTeed shingles.



RATED #1 BY BUILDING & REMODELING PROFESSIONALS



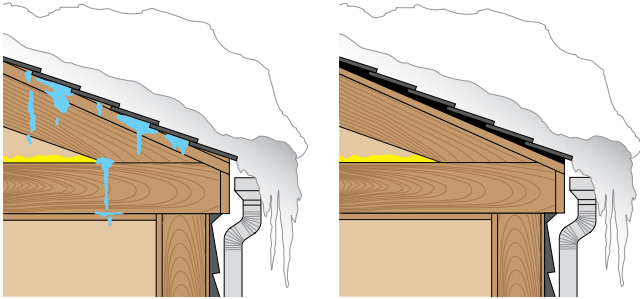
What's behind our #1 rating?

Builders and remodelers across America know certain things to be true of CertainTeed. For starters, we've been in the roofing business for over 100 years. We have thousands of satisfied homeowners. The process of building that satisfaction begins the moment you turn to us.

CertainTeed offers you the broadest range of color and style choices. But you'll see it's not style over substance. You'll get a roof that's made from the highest quality materials and backed by a strong warranty program. It's our promise to you: quality made certain, satisfaction guaranteed.

Underlayment Protection

WINTERGUARD®



When snow and ice melt, trapped water can infiltrate to damage the roof deck and building interior.

WinterGuard is installed under shingled roofing to prevent water damage from ice dams, as well as wind-driven rain.

WinterGuard Sand and WinterGuard Granular are designed for use on roof decks as a waterproofing underlayment beneath shingle, slate and tile roofs to prevent leakage due to water backup from ice dams or wind-driven rain. WinterGuard HT, an advanced waterproofing underlayment, is specially formulated to resist high roof temperatures and is the only WinterGuard product to be warranted for use under metal roofs. WinterGuard is most commonly used in critical areas such as roof eaves, valleys and low-slope applications.

WinterGuard is classified by Underwriters Laboratories (UL) to be a suitable underlayment for use in any UL Class A, B or C fire rated shingle system, and it is manufactured to meet ASTM D1970.

WINTERGUARD® METAL

WinterGuard Metal self-adhering underlayment has a tough, tear-resistant film on its top surface that will not scratch roofing metal applied over it. The adhesive bottom surface of WinterGuard Metal is protected with a disposable silicone-coated release film, which is split longitudinally down the middle for easier application. Manufactured to meet ASTM D1970.

For specific details and limitations, refer to the actual product warranties.

DIAMONDDECK®

DiamondDeck is a synthetic, scrim-reinforced, water-resistant underlayment that can be used beneath shingle, shake, metal, or slate roofing. It is manufactured to provide best-in-class performance in terms of both weather protection and contractor safety. 10-square roll (4-foot wide and 250-foot long) is easier to handle and faster to apply than standard felt rolls.

ROOFRUNNER®

Lightweight synthetic polymer-based underlayment outperforms felt and outclasses other synthetics. Designed for use on roof decks as a water-resistant layer beneath asphalt roofing shingles, this scrim-reinforced underlayment includes a special top surface treatment that provides excellent slip resistance, even when wet. Large roll size - 4ft wide x 250 ft long - speeds application.

DRYROOF® SA

DryRoof SA is a lightweight, self-adhering underlayment that provides a watertight seal around fasteners and roof penetrations to prevent leaks and water damage. Designed for use in conjunction with asphalt shingles, DryRoof SA meets the requirements for use in a CertainTeed Integrity Roof System, providing contractors with a cost-effective underlayment option for offering manufacturer-backed extended roof system warranties.



SureStart™ Protection

Because CertainTeed roofing products are manufactured to the highest quality standards, we confidently include the additional assurance of SureStart™ protection with all CertainTeed shingles. SureStart provides the strongest protection you can get in the vital early years after your new roof has been installed.

Simply put, if a manufacturing defect is discovered during the SureStart period, CertainTeed will provide reimbursement of 100% of the cost of the shingles and labor to repair the defective shingles or apply new shingles to replace the defective shingles.

See actual warranty for details and limitations.

Lifetime Limited Warranty Shingles Coverage	3-STAR Protection 20 years	4-STAR Protection 50 years*	5-STAR 10 Protection 50 years**	5-STAR 25 Protection 50 years**
Materials & Labor	✓	✓	✓	✓
Tear-off	✓	✓	✓	✓
Disposal		✓	✓	✓
Workmanship			✓***	✓****

NOTE: XT™25 shingles carry 10 years with 3-STAR, 20 years with 4-STAR Coverage and 25 years with 5-STAR Coverage, including the features as indicated above.

Fully transferable for 10 years with 3-STAR Coverage, 12 years with 4-STAR Coverage, and 15 years with 5-STAR Coverage.

*Applies to single-family detached houses. Duration for all other types of structures is limited to 25 years.

**Applies to single-family detached houses. Duration for all other types of structures is limited to 30 years.




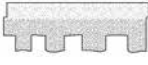
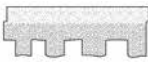






***Workmanship is covered for 10 years.

****Workmanship is covered for 25 years.

Low-Slope Roof Sections: If a project being roofed with CertainTeed shingles has a low-slope section 1,000 square feet (10 squares) or less using our Flintlastic® SA modified asphalt self-adhered roof system, or our SMARTCOAT™ liquid-applied roof restoration systems, installed by a CertainTeed Commercial Credentialed contractor, SureStart Plus extends FULL coverage for the duration of the low-slope warranted period, depending on the level of protection you choose. Residential shingles must be a minimum of one and a half times (1.5X) the amount of flat roof submitted. See Low-Slope Residential Limited Warranty for system requirements and warranty durations.



SELECTION GUIDE

LUXURY SHINGLES		Shingle Construction and Description	UL Class A Fire Resistance Rating	UL Certified to Meet ASTM D3462	UL Certified to Meet ASTM D3018 Type 1	UL 2218 Impact Resistance Rating	ASTM D3161 Wind Resistance	Miami-Dade Product Control Acceptance
Grand Manor		Two full-size, fiberglass-based shingles with randomly applied tabs; Authentic depth and dimension of natural slate; Virtual five-layer coverage when applied	✓	✓	✓		Class F, 110 mph	✓
Belmont <small>Impact Resistant Version Available</small>		Single layer, fiberglass-based shingles with randomly applied tabs; Authentic depth and dimension of natural slate	✓	✓	✓	Class 4	Class F, 110 mph	✓
Carriage House		Two full-size, fiberglass-based shingles; Unique chamfered cut for scalloped appearance; Four-layer coverage when applied	✓	✓	✓		Class F, 110 mph	✓
Presidential Shake TL		Three-piece laminated fiberglass construction; Distinctive sculpted, rustic look	✓	✓	✓		Class F, 110 mph	✓
Presidential Shake <small>Impact Resistant Version Available (Select colors)</small>		Three-piece laminated fiberglass construction; Distinctive sculpted, rustic look	✓	✓	✓	Class 4	Class F, 110 mph	✓
DESIGNER SHINGLES								
Landmark Premium		Two-piece laminated fiberglass-based construction; Classic shades and dimensional appearance of natural wood or slate	✓	✓	✓		Class F, 110 mph	✓
Landmark PRO		Two-piece laminated fiberglass-based construction; Classic shades and dimensional appearance of natural wood or slate	✓	✓	✓	Class 3	Class F, 110 mph	✓
Landmark Solaris CoolRoof		Two-piece laminated fiberglass-based construction; Classic shades and dimensional appearance of natural wood or slate	✓	✓	✓		Class F, 110 mph	✓
Landmark		Two-piece laminated fiberglass-based construction; Classic shades and dimensional appearance of natural wood or slate	✓	✓	✓		Class F, 110 mph	✓
Highland Slate		Single layer fiberglass-based construction; Blended shades and dimensional appearance of natural slate	✓	✓	✓		Class F, 110 mph	✓
TRADITIONAL SHINGLES								
XT 25		Fiberglass composition; Designed for long-lasting performance and durability	✓	✓	✓		Class F, 110 mph	✓

** Wind warranty upgrade to 130 mph available.

Conforms To CSA Standard A123.5	Limited Transferable Warranty Against Manufacturing Defects On Residential Applications <small>*50-Year on Group-owned or Commercial Applications</small>	StreakFighter algae-resistance Warranty (where available)	Cool Roof Technology (Solar Reflectivity)	SureStart Protection	Wind-Resistance Warranty <small>Upgraded wind warranty available. See warranty for details and limitations</small>	Shingle Size	Bundles Per Square
✓	Lifetime*	15-year		10-year	15-year 110 mph **	18" x 36" 8" Exposure	5
✓	Lifetime*	15-year		10-year	15-year 110 mph **	18" x 36" 8" Exposure	4
✓	Lifetime*	15-year		10-year	15-year 110 mph **	18" x 36" 8" Exposure	5
✓	Lifetime*	15-year		10-year	15-year 110 mph **	14 1/4" x 40" 4" Exposure	6
✓	Lifetime*	15-year		10-year	15-year 110 mph **	14 1/4" x 40" 4" Exposure	5
✓	Lifetime*	15-year		10-year	15-year 110 mph **	13 1/4" x 38 3/4" 5 5/8" Exposure	4
✓	Lifetime*	15-year		10-year	15-year 110 mph **	13 1/4" x 38 3/4" 5 5/8" Exposure	3
✓	Lifetime*	10-year	✓	10-year	15-year 110 mph **	13 1/4" x 38 3/4" 5 5/8" Exposure	3
✓	Lifetime*	10-year		10-year	15-year 110 mph **	13 1/4" x 38 3/4" 5 5/8" Exposure	3
✓	Lifetime*	15-year		10-year	15-year 110 mph **	18" x 36" 8" Exposure	3
	25-year	10-year		5-year	5-year 60 mph	12" x 36" 5" Exposure	3

CertainTeed starter and CertainTeed hip and ridge required.

High-Performance Starter

Starter Course shingle specifically for use with Grand Manor, Belmont and Highland Slate—and the only approved installation alternative to using the shingles themselves.

- 10" x 36", 102 lineal ft. per bundle, 34 shingles per bundle
- Provides labor and cost savings by not cutting shingles
- Dual sealant strip for increased wind resistance
- Better look with straight factory-cut eave edge

Presidential Starter

Required for Presidential Shake TL and Presidential Shake applications.

- 13 1/4" x 40" (required double layer), 36.5 lineal ft. per bundle (based on 2-layer application), 22 shingles per bundle
- Two layers of straight factory-cut eave edge
- Available in the entire Presidential Shake TL and Presidential Shake color line
- Assures Class A fire rating
- Saves significant installation time

CertainTeed Swiftstart®

CertainTeed Swiftstart metric starter shingle is designed specifically for use with CertainTeed Landmark Series shingles. Rather than cutting expensive field shingles to use as starters, you can save time and money by starting with Swiftstart.

- Code-compliant, meets min. 2" headlap requirement for metric shingles; many competing products do not
- Each 18-piece bundle covers 116 lineal ft.
- Recommended for use to obtain enhanced warranties

Ventilation

- CertainTeed Ridge Vent 12" unfiltered
- CertainTeed Ridge Vent 12" filtered
- CertainTeed Rolled Ridge Vent filtered
- CertainTeed Intake Vent filtered

The ColorView® Visualizer: Design your Dream Home with the Click of a Mouse



Copyright © 2018 CertainTeed. All rights reserved. [Disclaimer](#)
This is a visual representation of our products and should only be used for conceptual purposes. This appearance is not allowed in a double or triple garage.

CertainTeed created the ColorView tool to help homeowners bring their creative vision to reality.

Just look through a photo library of homes to choose one that looks most like your own. Then click on the roof to easily switch designs and see what CertainTeed product looks best. You can choose from hundreds of different roofing design and color combinations, and even add roof accents in different colors. All before anyone raises a hammer.

Want to visualize different roofing styles on your own home? You can upload photos to ColorView and have them digitally masked by one of our design professionals, or use DIY mode to upload and mask your own photos.

Plus, you can print or share your ColorView photos with family and friends to get their feedback. Visit colorview.certainteed.com and get started.



With a **portfolio of commercial and residential roofing products** and quality standards that lead the industry, you can rest easily knowing CertainTeed has you covered.



Residential



Residential Accessories



Solar



Commercial



Commercial Accessories



Liquid-Applied Roofing

learn more at:
certainteed.com/roofing



Products available in areas shown



CertainTeed

CEILING • DECKING • FENCE • GYPSUM • INSULATION • RAILING • ROOFING • SIDING • TRIM
 20 Moores Road, Malvern, PA 19355 Professional: 800-233-8990 Consumer: 800-782-8777 certainteed.com

©01/23 CertainTeed, Printed in the USA, Code No. 00-00-252-US-EN Rev. 02/23